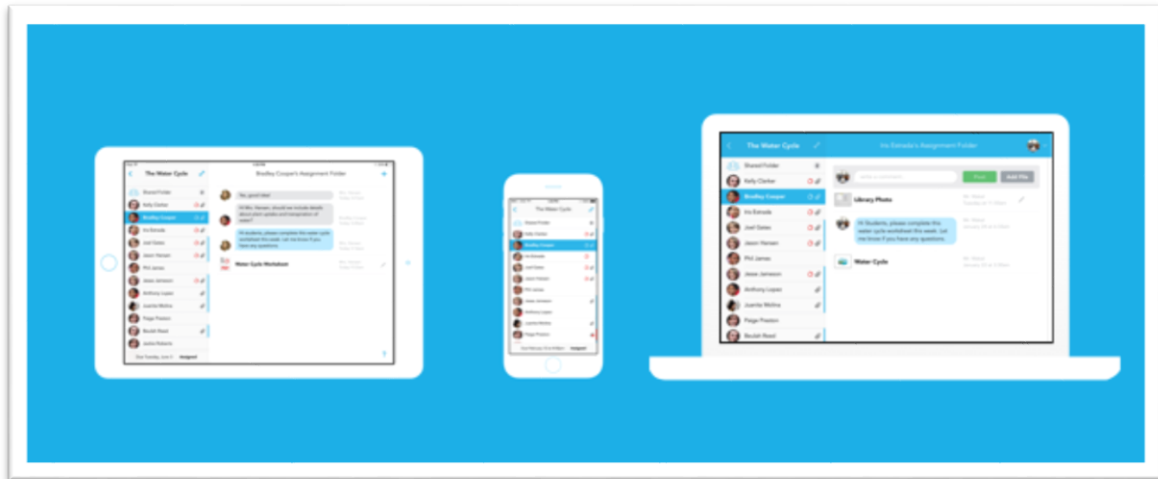


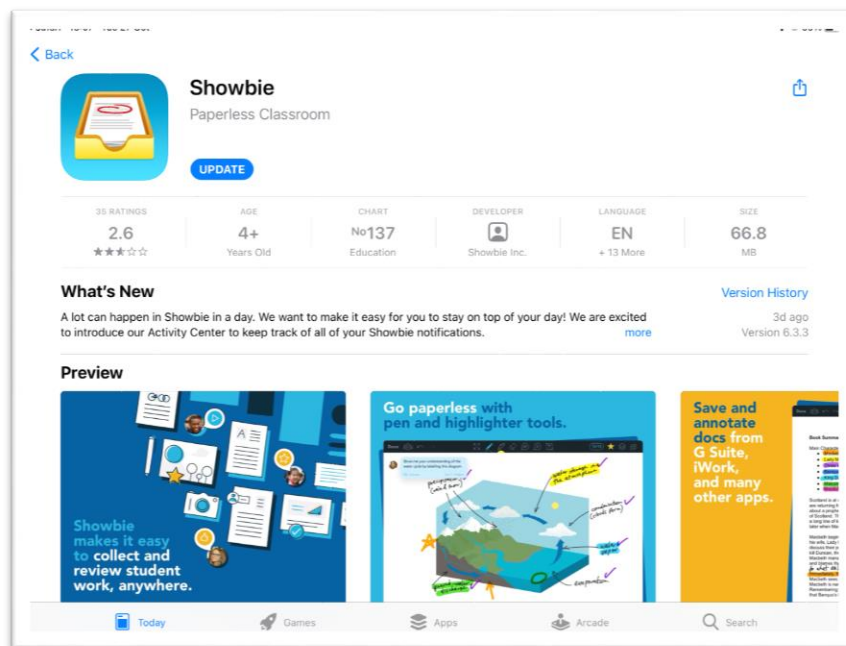
Showbie Parent Instructions

Showbie can be accessed through any computer, laptop or tablet device that is connected to the Internet.

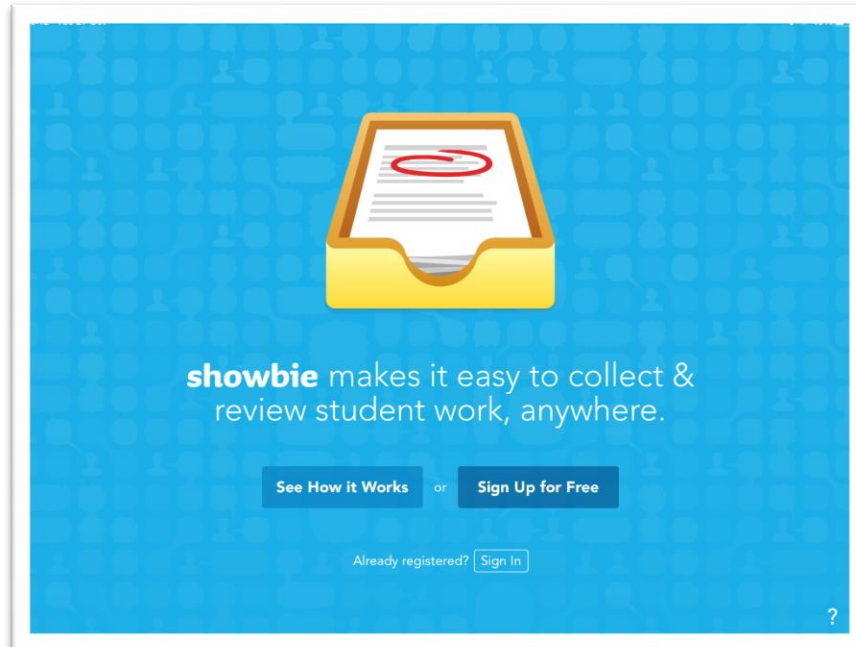


Logging in through the App

1. Download 'Showbie' from your App Store



2. Open the app and tap 'sign in'

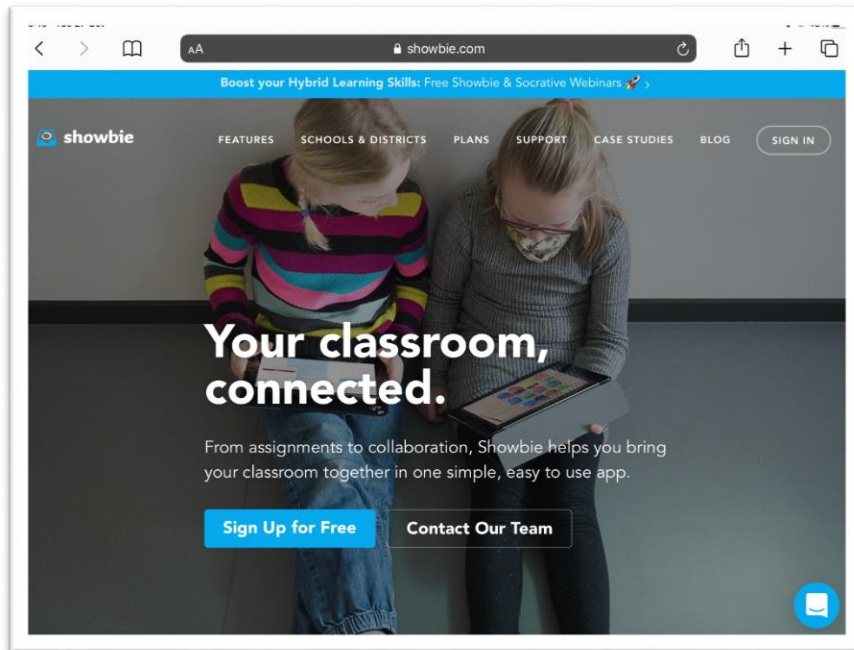


3. Enter your child's login details and tap sign in.

All children have been registered and login details can be provided by your child's teacher. When logged in, your child's class should appear on the left of the screen.

Logging in through a web browser

1. Open your web browser and search for www.showbie.com
2. Click sign in at the top right of the screen.

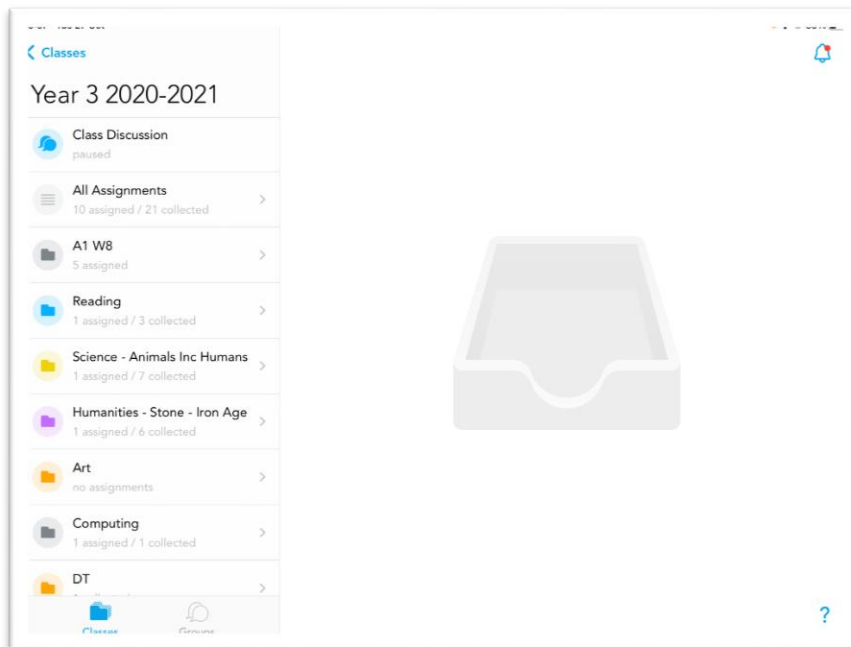


3. Enter your child's login details and tap sign in.

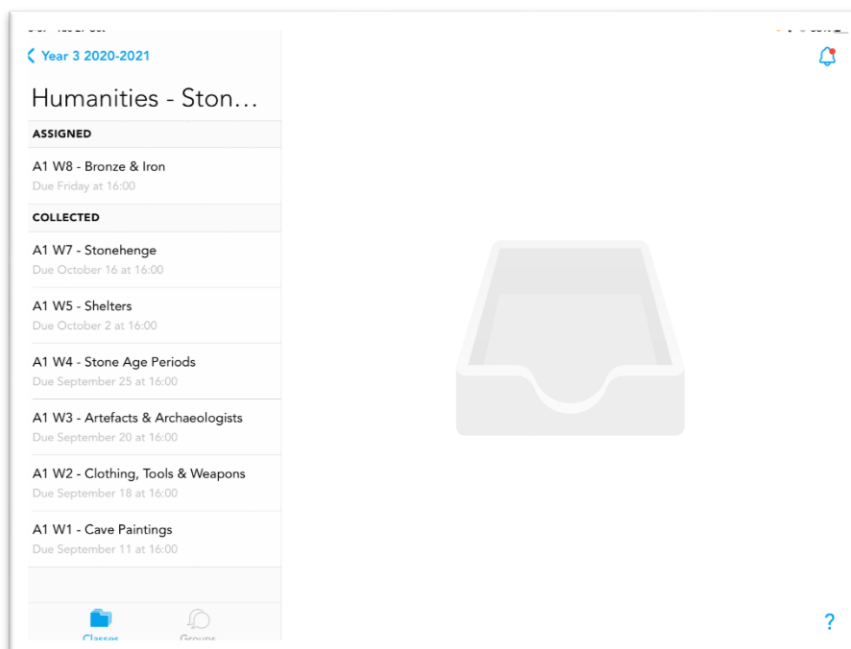
All children have been registered and login details can be provided by your child's teacher. When logged in, your child's class should appear on the left of the screen.

Finding your child's assignments

1. Select your child's class on the left of the screen.
2. 'All Assignments' shows all of the live assignments from your child's teacher.



3. Subject specific folders show past assignments, too.



4. Select the assignment to find guidance and the work that has been set.

Year 3 2020-2021

Science - Animals...

ASSIGNED

A1 W8 - The Human Skeleton
Due Friday at 16:00

COLLECTED

A1 W7 - Animal Diets
Due October 16 at 16:00

A1 W6 - Animals Inc Humans
Due October 9 at 16:00

A1 W5 - Animals Inc Humans
Due October 2 at 16:00

A1 W4 - Animals Inc Humans
Due September 28 at 16:00

A1 W3 Animals Inc Humans
Due September 14 at 16:00

A1 W2 - Animals Inc Humans
Due September 11 at 16:00

A1 W1 - Animals Inc Humans

A1 W7 - Animal Diets

write a comment... Post

Lesson 8

Now it's time to look at the different diets of animals.

Carnivores - only eat 🍖

Herbivores - only eat plants 🌿















Omnivores - eat both. 🍖🌿

Watch the video and then sort the animals from the second file onto the worksheet.

Mr. Leatherbarrow
Sept 30 18:25

8 Venn Diagrams

Mr. Leatherbarrow
Sept 30 18:25

 Black Bear • Berries and nuts • Honey • Bees and insects	 Urban Squirrel • Fruit and nuts • Insects • Egg	 Robin • Berries • Worms	 Hawk • Birds • Gophers • Rodents	 Wormhog • Roots • Mushrooms • Eggs • Dead animals
 Shark • Other fish	 Snail • Fruit • Leaves	 Jaguar • Monkeys • Antelopes	 Goat • Grass • Flowers	 Crocodiles • Buffalo • Birds
 Giraffe	 Rabbit	 Pony	 Rat	

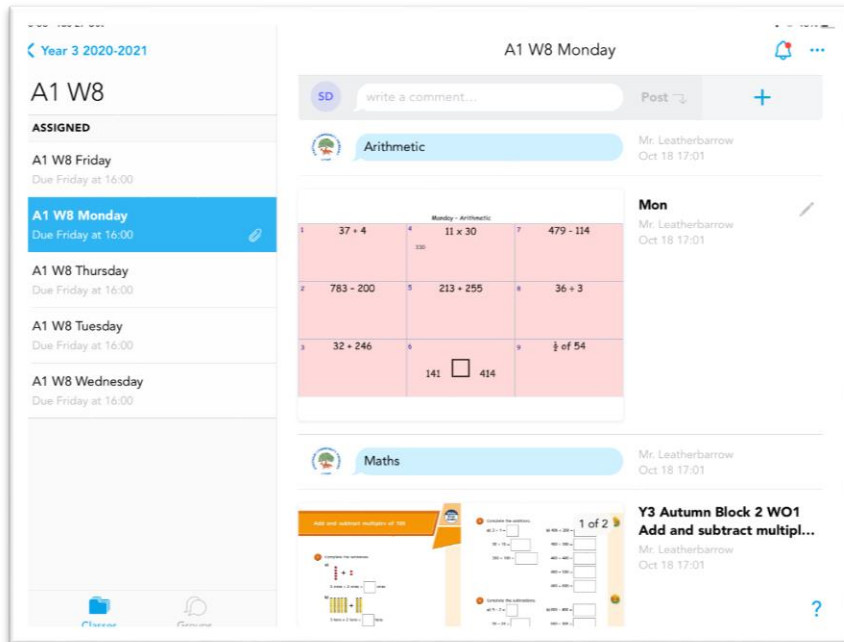
8 Carnivores, omnivores and herbivores

Mr. Leatherbarrow
Sept 30 18:26

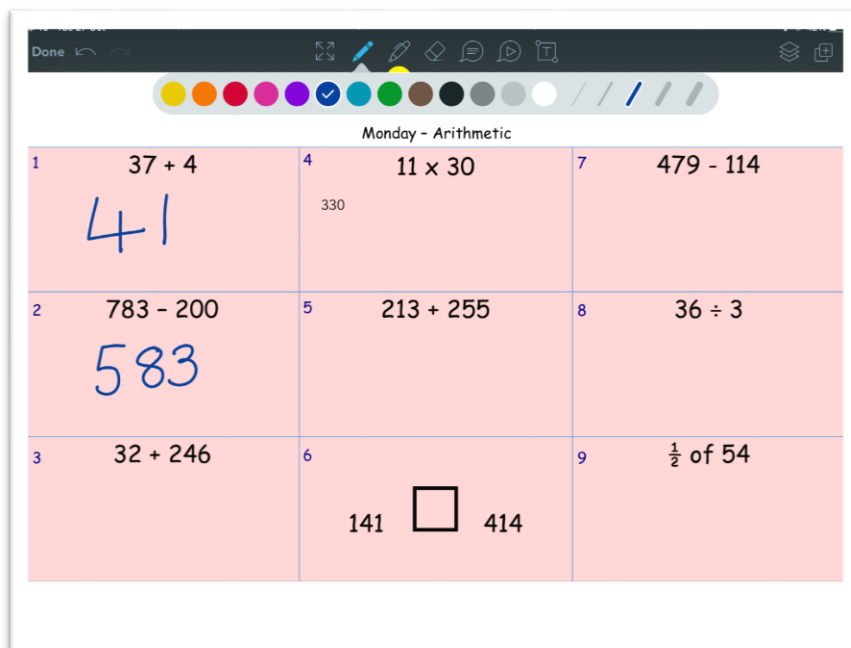
Completing Assignments

There are different ways to complete work on Showbie depending on the device your child is working on.

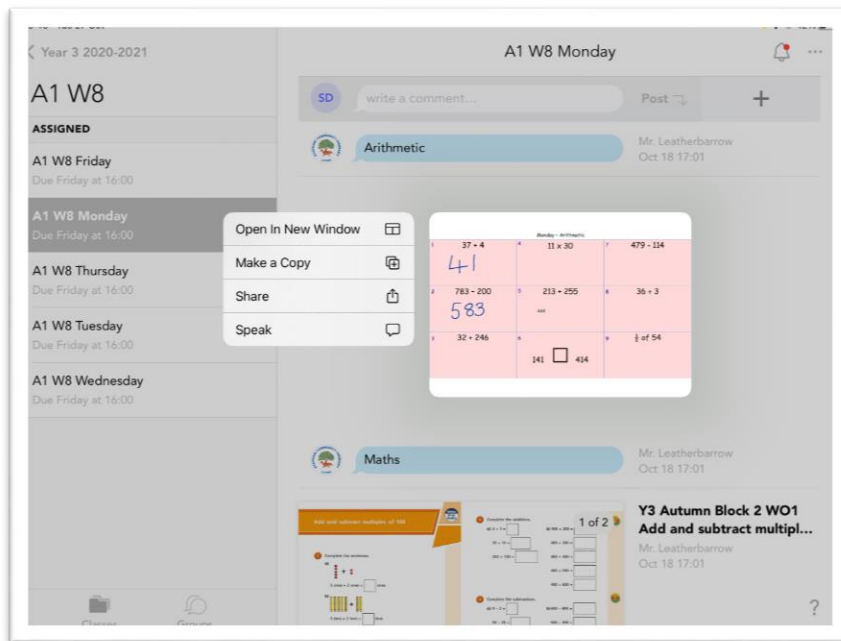
1. Select an assignment to complete



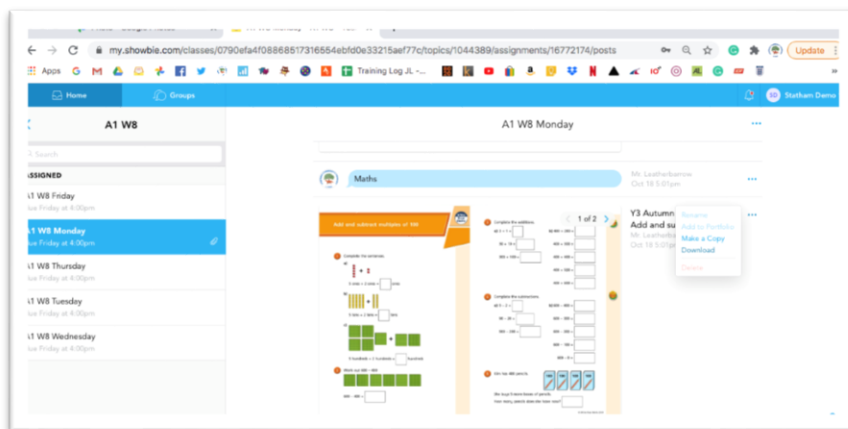
2. You will see the editing tools and the top. The pen function can be used to write on to a document. Other tools include a highlighter, eraser, typed comment, voice note or text box. When the work is complete, Tap done and it will be automatically sent to their teacher.



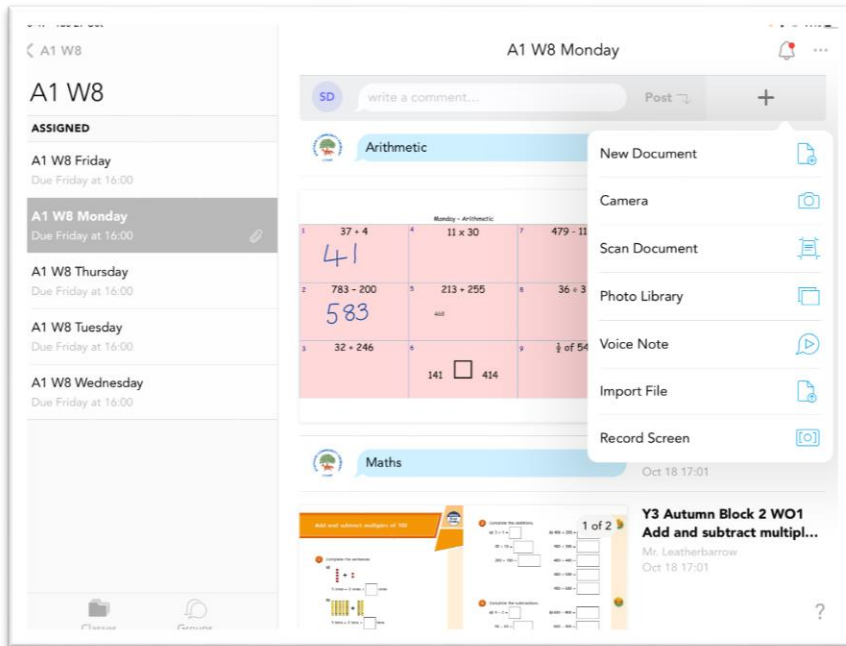
3. Children also have the option of downloading all documents and printing them. On an iPad, tap and hold on the document to 'make a copy'.



4. On a computer or laptop, you can download the documents by select the three dots beside the document.



5. Children can also upload pictures of written work, voice recordings or videos of their learning. Select the add button at the top of the assignment.



6. When it has been uploaded, it will appear at the top of their feed.

